

# NEO SETTINGS FOR COLD CLIMATES

It may be necessary to adjust some settings of the NEO Spa controller in cold climates. The guidance below will help to make certain you will continue to enjoy your spa despite the change in season.

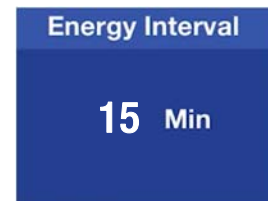
## Make certain:

**The cover of the spa is securely fastened to the spa when the spa is not in use.**

- Keeping the cover on the spa will conserve heat and energy.

**The 'ENERGY INTERVAL' is set to 15 minutes:**

- Press MENU
- Select 'ENERGY INTERVAL'
- Use WARM/COOL to adjust the interval to 15 minutes.
- Press RETURN to save the setting.



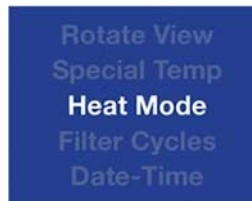
This will make certain the spa checks the temperature of the water every 15 minutes to maintain the Set Temperature.

A video guide can be found here:

<https://www.youtube.com/watch?v=K3I9iOITL-k>

**The system is in 'STANDARD' heat mode:**

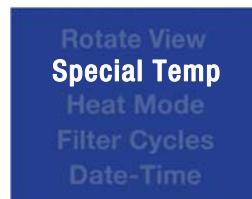
- Press MENU
- Press WARM/COOL to select 'HEAT MODE'.
- Press MENU to enter 'HEAT MODE'.
- Press WARM/COOL to select 'STANDARD'.
- Press RETURN to save the setting.



**A temperature higher than 104 degrees (F) may be desired on occasion.**

**'SPECIAL TEMP' can be used for these instances:**

- Press MENU
- Press WARM/COOL to select 'SPECIAL TEMP'.
- Press MENU to enter 'SPECIAL TEMP'.
- Press MENU to enter or RETURN to exit.
- Press WARM/COOL to select '105' or '106'.
- Press RETURN to save the setting.



'Special Temp' will heat the spa one time to the selected temperature. The spa will then maintain the previous 'Set Temperature'.

