


Non-Adjustable LED Waterfalls

Zenful waterfall matched up with ease of installation!

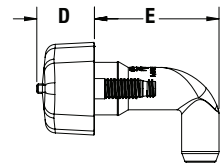
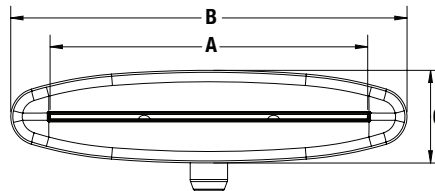
Features:

- Available in two sizes, 3.5" or 7"
- Single water port.
- Can be installed with traditional threaded nuts or with the latest SGMS (Sure Grip Mounting System).
- Available in solid colors or stainless steel
- LED ready



Specifications:

- 316 stainless steel
- Clear fitting grade PVC
- 3/4" smooth barb plumbing
- Fits most 3/16" LED systems
- Hole saw size:
standard, 1/2" x 1 1/4"
SGMS, 43/64" x 1 3/8"



Part #	Description	Dim A	Dim B	Dim C	Dim D	Dim E
675-4110	3.5" Single Port Non-Adjustable Waterfall (Threaded) - Plastic	3.165"	4.375"	1.875"	1.250"	2.625"
675-4118S	3.5" Single Port Non-Adjustable Waterfall (Threaded) - Clear w/Metal	3.165"	4.375"	1.875"	1.250"	2.625"
675-4100	3.5" Single Port Non-Adjustable Waterfall (SGMS) - Plastic	3.165"	4.375"	1.875"	1.250"	2.625"
675-4108S	3.5" Single Port Non-Adjustable Waterfall (SGMS) - Clear w/Metal	3.165"	4.375"	1.875"	1.250"	2.625"
675-3910	7" Single Port Non-Adjustable Waterfall (Threaded) - Plastic	6.75"	8.250"	1.875"	1.250"	2.625"
675-3918S	7" Single Port Non-Adjustable Waterfall (Threaded) - Clear w/Metal	6.75"	8.250"	1.875"	1.250"	2.625"
675-3900	7" Single Port Non-Adjustable Waterfall (SGMS) - Plastic	6.75"	8.250"	1.875"	1.250"	2.625"
675-3908S	7" Single Port Non-Adjustable Waterfall (SGMS) - Clear w/Metal	6.75"	8.250"	1.875"	1.250"	2.625"