

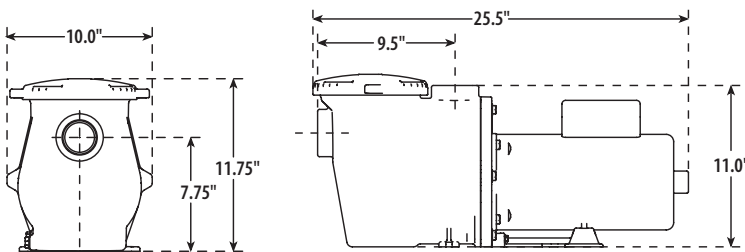
# The Most Versatile Pump in the Industry



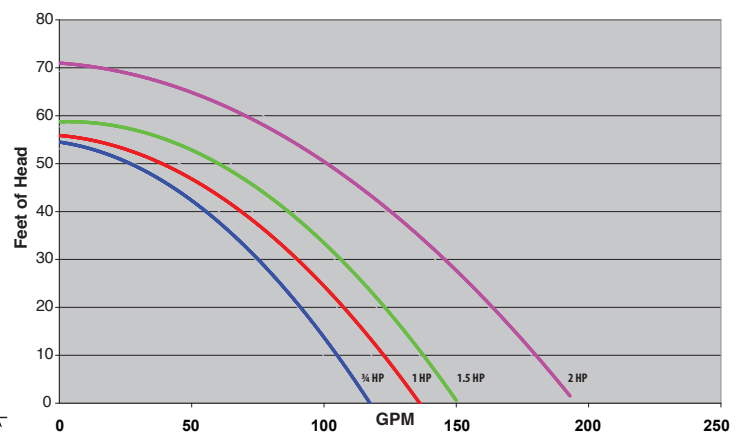
## Features:

- One of the quietest motors in the industry
- Direct drop-in replacement for Super Pump® / SuperFlo®
- 2" CPVC high temp plumbing fittings included
- Silicon carbide Viton Shaft Seals provide for superior wear and chemical resistance

Part #	Description	Volts	HP
SMF-107i	1-Speed	115/208-230 V	¾
SMF-110i	1-Speed	115/208-230 V	1.0
SMF-115i	1-Speed	115/208-230 V	1.5
SMF-120i	1-Speed	115/208-230 V	2.0



**2-Part Lid Assembly**  
for improved access and  
serviceability!



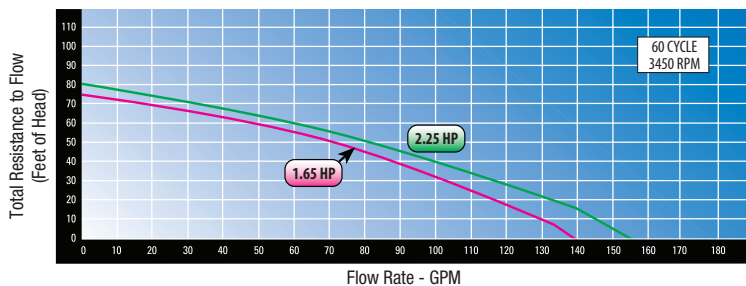
# SVL56 High Performance In-Ground Pump

## Features:

- 2.5" union plumbing
- Extremely energy efficient high head pump
- Super silent design
- Silicon carbide shaft seals
- Super large strainer basket
- Easy to install and service.



**ENERGY EFFICIENT  
HEAD PRESSURE VERSES FLOW RATE**



Part #	Description	Volts	THP
SVL56-115I	1-Speed	115/230 V	1.65
SVL56-120I	1-Speed	115/230 V	2.25

