


EURO HI-FLO PUMP BASE ADAPTER KIT FOR CLEARWATER BASE

Adapter Base Kit




(4) Anchors

(4) Bolts & Nuts




1. Turn over Adapter Base and insert the four bolts as shown.



2. Align Adapter Base to the ClearWater Base as shown.




3. Push anchors through base.



4. Attach pump to top of Adapter Base and secure to bolts using supplied nuts.


EURO HI-FLO PUMP BASE ADAPTER KIT FOR SAND FILTER ONE-PIECE BASE

Adapter Base Kit




(4) Anchors & Lock-Pins

(4) Bolts & Nuts




1. Turn over Adapter Base and insert the four bolts as shown.




2. Align Adapter Base to the sand filter one-piece base as shown.



3. Push anchors through base.



4. Secure anchors to base by inserting lock-pins.



5. Attach pump to top of Adapter Base and secure to bolts using supplied nuts.

WARRANTY

**For product registration visit: www.waterwayplastics.com.
For Warranty questions or claims please contact point of purchase.**



2200 East Sturgis Road, Oxnard CA 93030 • Phone 805.981.0262 • Fax 805.981.9403
www.waterwayplastics.com • waterway@waterwayplastics.com